

# OPERATIONS CENTER



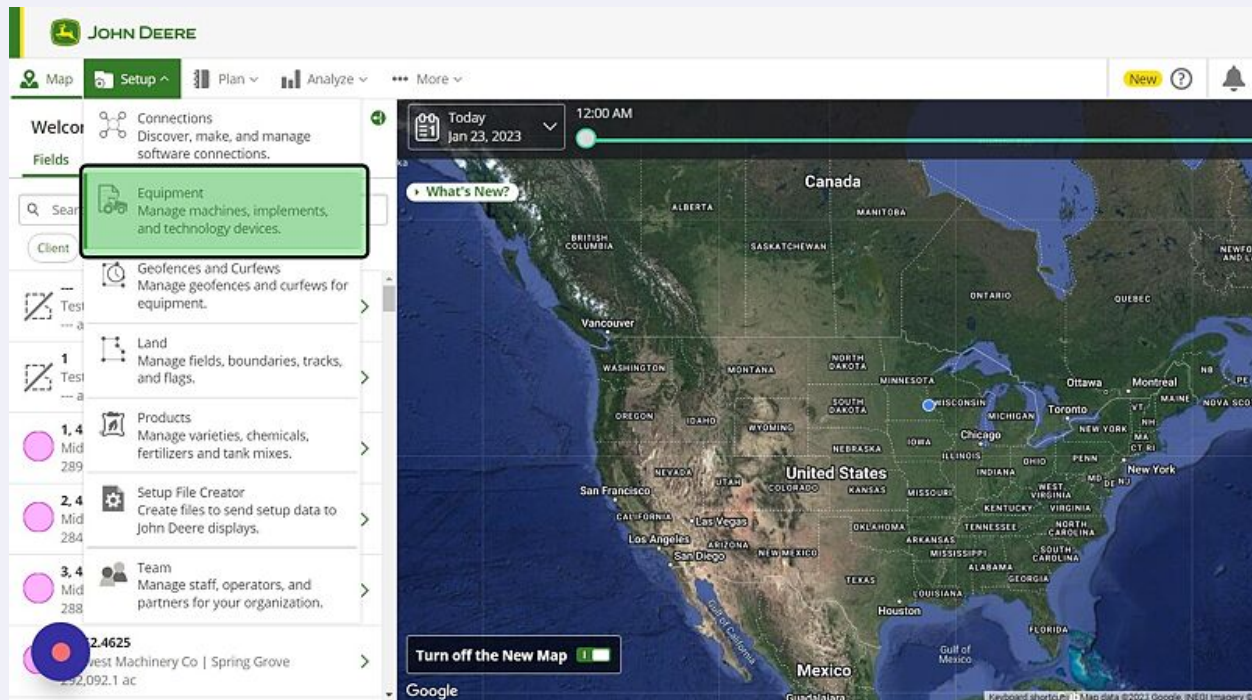
## EQUIPMENT

Add new equipment and manually adjust offsets of existing equipment.

# Operations Center - Equipment

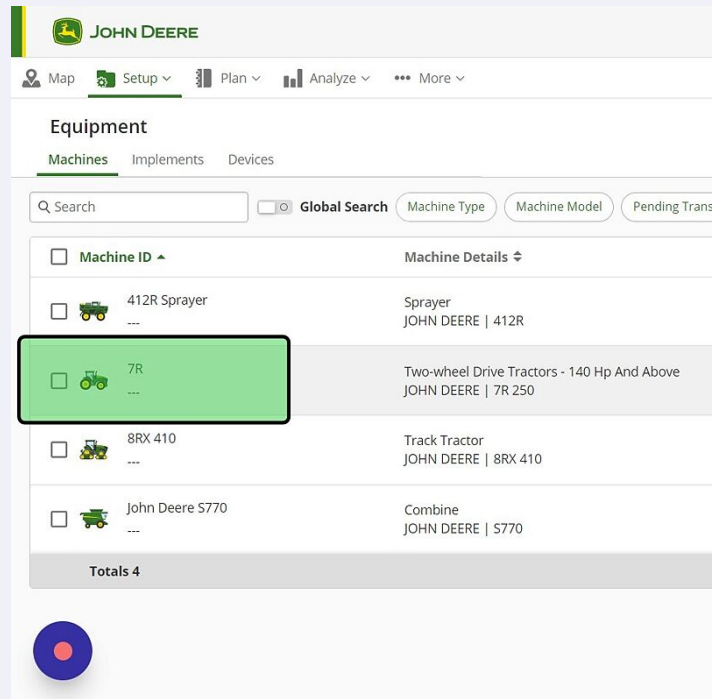
1 Open Operations Center

2 Select "Equipment: Manage machines, implements, and technology devices." under the "Setup" menu.

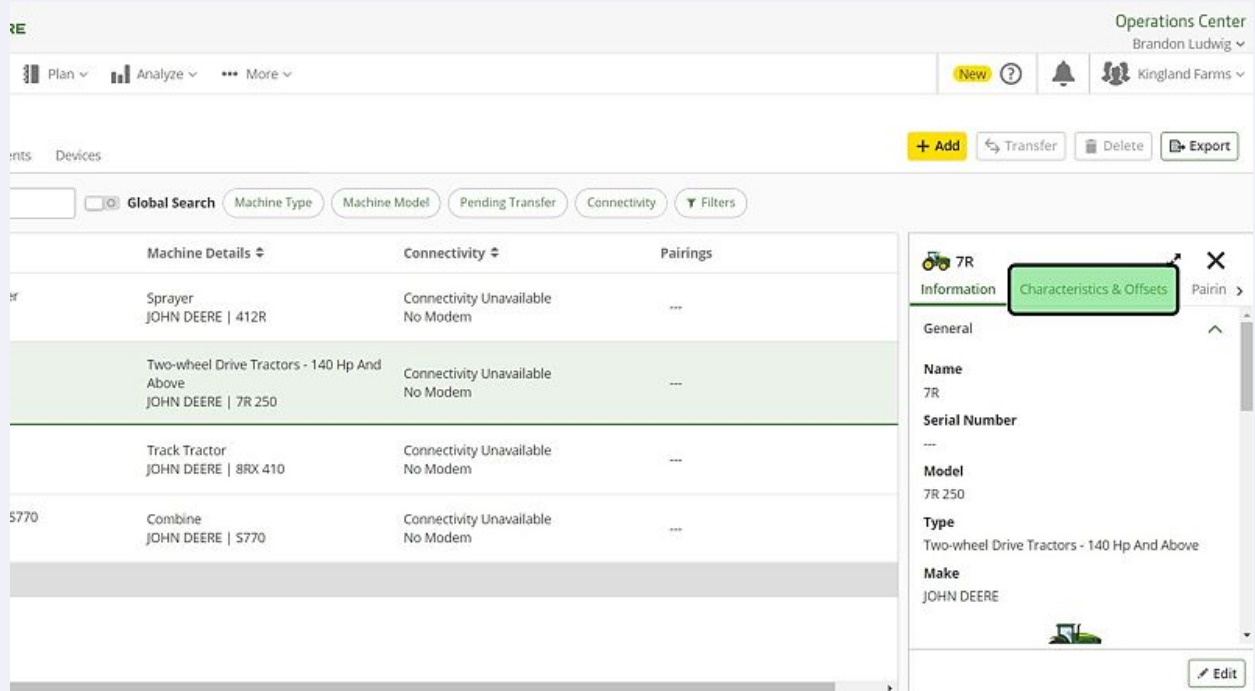


## Manually Adjust Offsets of Existing Equipment

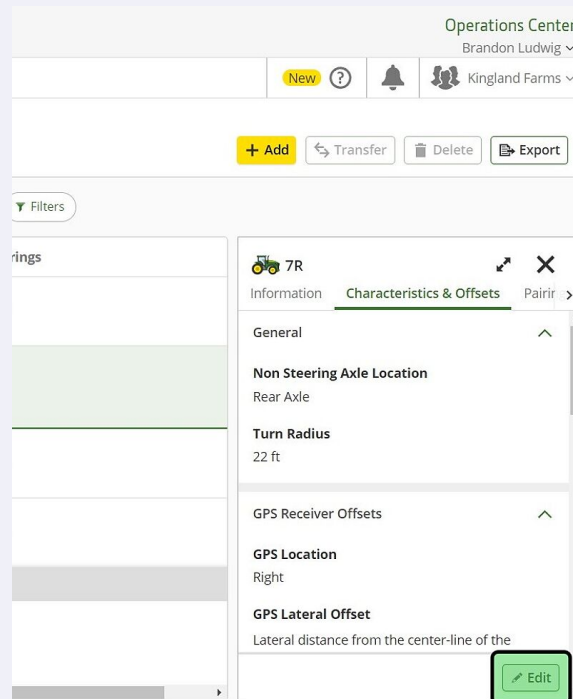
3 Select current piece of equipment from equipment list.



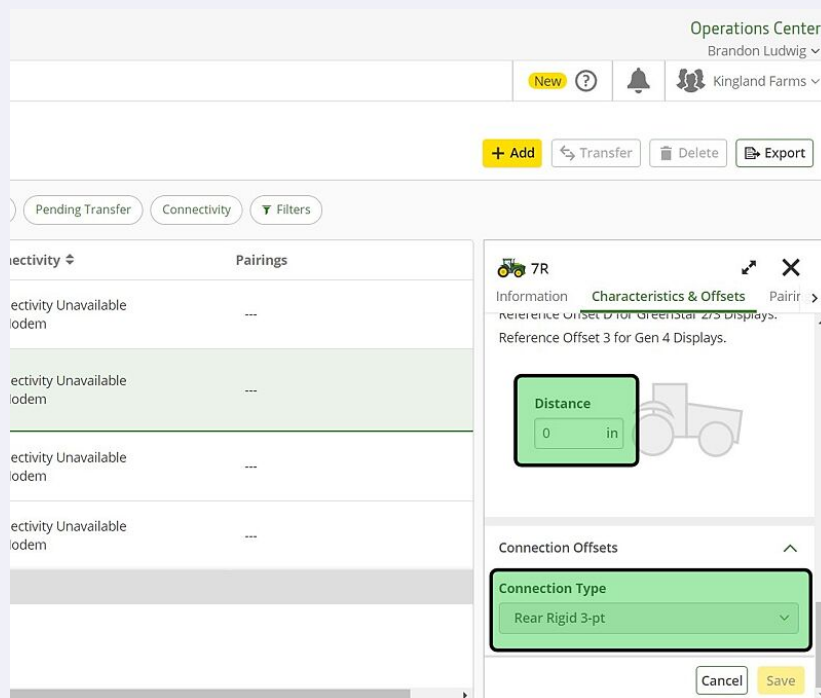
4 Click "Characteristics & Offsets" from the menu that pops up in the bottom right corner.



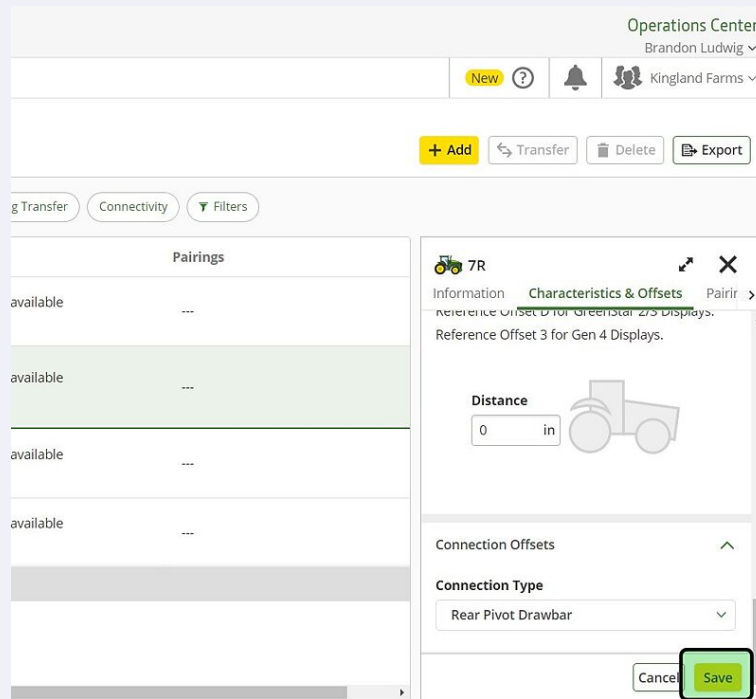
## 5 Select "Edit"



## 6 User can change offsets or connection type.

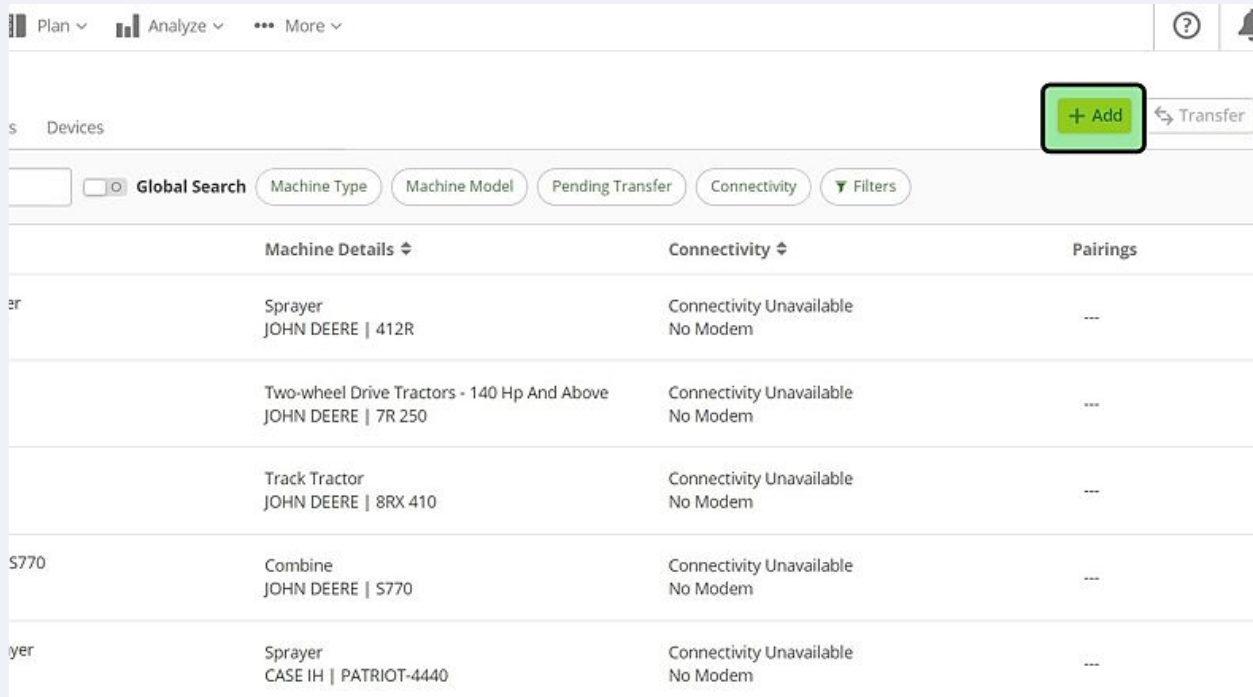


7 Once user is finished editing offsets or connection type, select "Save."



## Add New / Missing Equipment

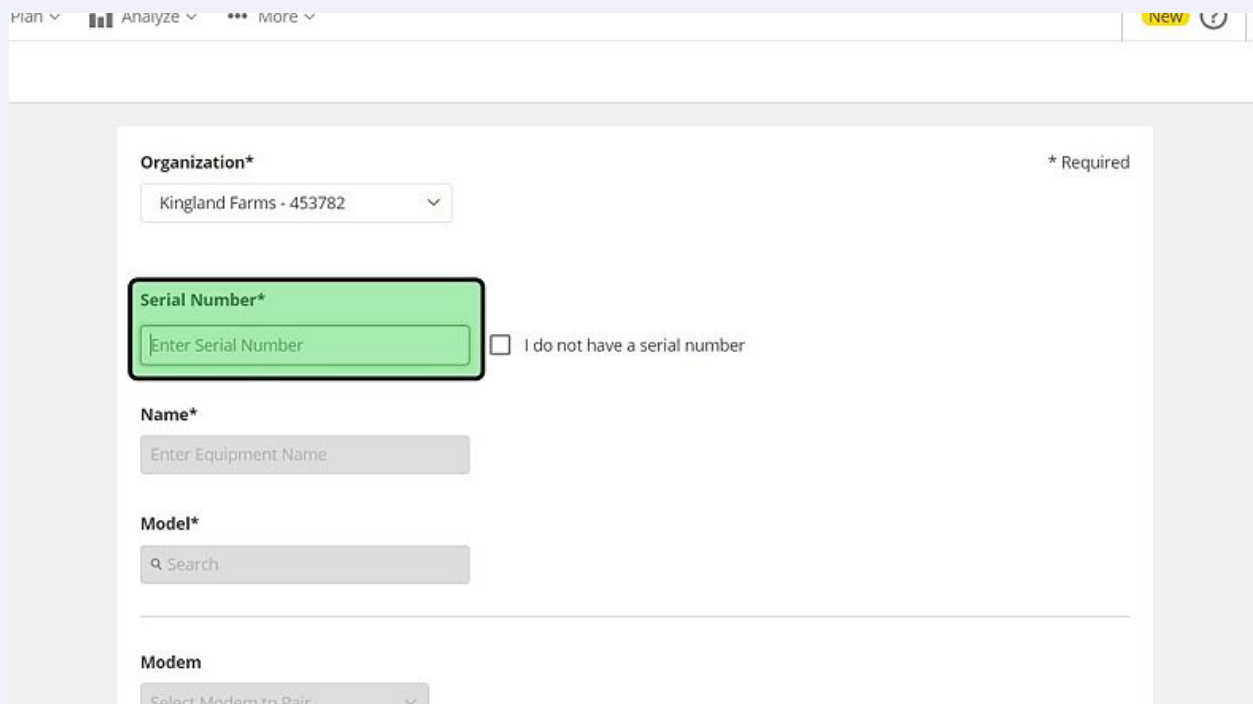
8 Select the yellow "Add" button.



The screenshot shows a dashboard with a top navigation bar containing 'Plan', 'Analyze', and 'More' menus. Below the navigation is a 'Devices' section with a yellow '+ Add' button highlighted by a red box. A search bar and filter buttons ('Machine Type', 'Machine Model', 'Pending Transfer', 'Connectivity', 'Filters') are visible. The main content is a table with columns for 'Machine Details', 'Connectivity', and 'Pairings'. The table lists several pieces of equipment, including John Deere and Case IH models, all with 'Connectivity Unavailable No Modem' status.

	Machine Details	Connectivity	Pairings
er	Sprayer JOHN DEERE   412R	Connectivity Unavailable No Modem	---
	Two-wheel Drive Tractors - 140 Hp And Above JOHN DEERE   7R 250	Connectivity Unavailable No Modem	---
	Track Tractor JOHN DEERE   8RX 410	Connectivity Unavailable No Modem	---
S770	Combine JOHN DEERE   S770	Connectivity Unavailable No Modem	---
yer	Sprayer CASE IH   PATRIOT-4440	Connectivity Unavailable No Modem	---

9 If user has a serial number of their equipment, they can enter it in the "Serial Number" field.



The screenshot shows a form for adding equipment. The 'Organization\*' field is set to 'Kingland Farms - 453782'. The 'Serial Number\*' field is highlighted with a red box and contains the placeholder text 'Enter Serial Number'. There is a checkbox labeled 'I do not have a serial number'. Below this are fields for 'Name\*' (placeholder: 'Enter Equipment Name'), 'Model\*' (placeholder: 'Search'), and 'Modem' (placeholder: 'Select Modem to Pair'). A '\* Required' label is present in the top right corner of the form area.



If model is new enough and can utilize JDLink, user can elect to have it added to their account and removed from someone else's account. This will send a request to the owner of the org that the equipment is currently in.

**JOHN DEERE** Operati  
Branc

Setup Plan Analyze More New ? Bell King


ment

**Organization\*** \* Required  
Kingland Farms - 453782

**Serial Number\***  
1RW8360RCDD082752   I do not have a serial number

This equipment is already present in another organization. Use the Request Transfer button below to request it be transferred to the organization you specified above. Sufficient access level required.  
Your name, organization name and address will be visible in this request. The other organization will have 14 days to approve or deny this request. After 14 days, this equipment's connectivity will be deactivated. If this request is urgent, contact your local dealer for assistance.

**Name\***  
Enter Equipment Name

**Model\***  
8360R   
Change icon

## Adding Equipment that doesn't have a Serial Number?

10 Check the "I do not have a serial number" box.

Organization\* \* Required

Kingland Farms - 453782

Serial Number\*

No Serial Number  I do not have a serial number

Adding a serial number allows you to pair a modem and access equipment specific information.

Name\*

Enter Equipment Name

Model\*

Search

11 Enter a name for the piece of equipment the user wishes to add.

Plan ▾ Analyze ▾ More ▾ NEW ⓘ

Organization\* \* Required

Kingland Farms - 453782

Serial Number\*

No Serial Number  I do not have a serial number

Adding a serial number allows you to pair a modem and access equipment specific information.

Name\*

Enter Equipment Name

Model\*

Search

Modem



**12** Enter a model into the "Model" field and then select the desired model.

No Serial Number  I do not have a serial number

Adding a serial number allows you to pair a modem and access equipment specific information.

**Name\***

  
**Model\***

Make Type Category

Model	Make	Type
<input checked="" type="radio"/> S780	JOHN DEERE	Combine
<input type="radio"/> S780/S790 COMBINE ADVISOR KIT	JOHN DEERE	Combine

Add Custom Model

Modem

**13** When finished, select "Add Equipment" on the bottom right of the screen.